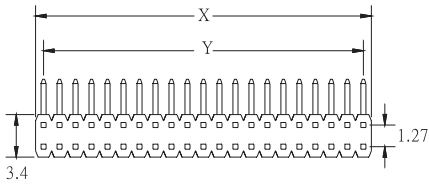


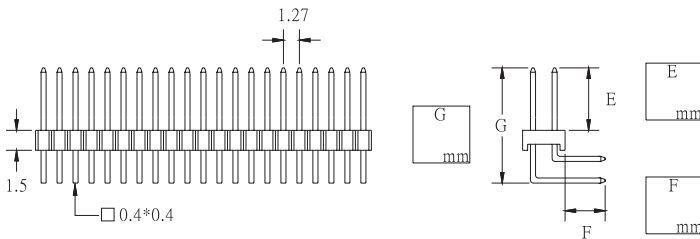
C12a PIN HEADER DUAL ROW RIGHT ANGLE

1.27mm * 1.27mm (H : 1.5mm)

PITCH: 1.27mm



X	1.27*POSITION NO.
Y	1.27*(POSITION NO.-1)



HOW TO ORDER:

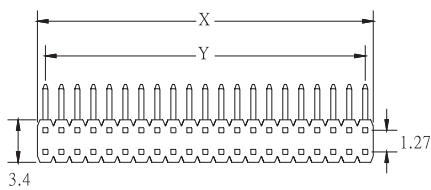
C12a - - - - - /

1. NO. OF CONTACT	2. CONTACT MATERIAL
04 TO 100	A: BRASS B: PHOSPHOR BRONZE
3. CONTACT PLATING	4. INSULATOR COLOR
T: TIN PLATED S: SELECTIVE G: GOLD FLASH A: 5u" INCH GOLD B: 10u" INCH GOLD C: 15u" INCH GOLD D: 30u" INCH GOLD	1. BLACK
5. PIN LENGTH	
E / F / G	

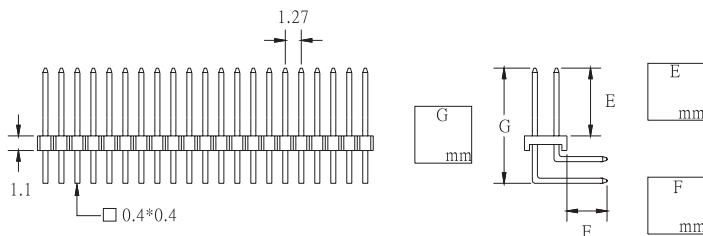
C12b PIN HEADER DUAL ROW RIGHT ANGLE

1.27mm * 1.27mm (H : 1.1mm)

PITCH: 1.27mm



X	1.27*POSITION NO.
Y	1.27*(POSITION NO.-1)



HOW TO ORDER:

C12b - - - - - /

1. NO. OF CONTACT	2. CONTACT MATERIAL
04 TO 100	A: BRASS B: PHOSPHOR BRONZE
3. CONTACT PLATING	4. INSULATOR COLOR
T: TIN PLATED S: SELECTIVE G: GOLD FLASH A: 5u" INCH GOLD B: 10u" INCH GOLD C: 15u" INCH GOLD D: 30u" INCH GOLD	1. BLACK
5. PIN LENGTH	
E / F / G	